USED ON
–

DWG NO.
C-101030

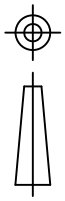

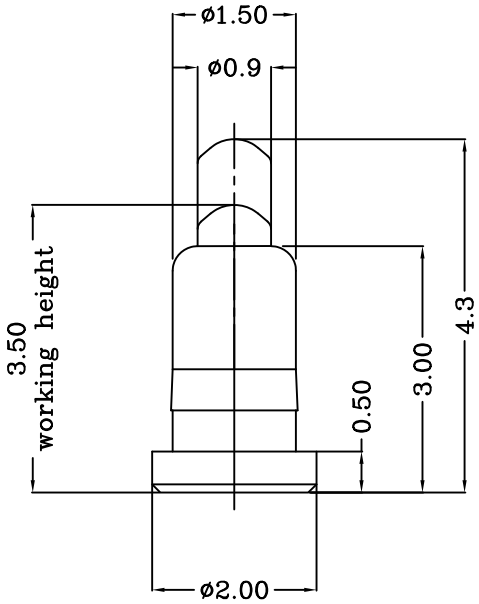

Notes:
1 Material:
1)Plunger & Body : CuZn36 Pb3, HO2 (C36000)
or CuZn39 PB3 or CuZn38 PB2 or CuZn36(C2700).
2)Spring : Stainless steel wire
2 Plating
1)Body: 0.1um Gold plating over min. 1.4um Nickle plating
2)Plunger: 0.4um Gold plating over min. 1.4um Nickle plating
3 Mechanical
1)Total stroke : 1.2mm
2)Durability: 10,000 cycle min.
4 Electrical
1)Contact resistance: 30mOhm Max.
2)Operating voltage: 36VDC

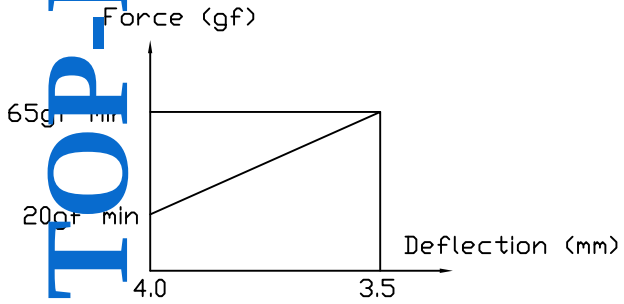

TOP-LINK

THIS INFORMATION IS CONFIDENTIAL AND IS DISCLOSED TO YOU ON CONDITION THAT
NO FURTHER DISCLOSURE IS MADE BY YOU TO OTHER THAN TOP-LINK PERSONNEL WITHOUT
WRITTEN AUTHORIZATION FROM TOP-LINK LTD.

LOC	
–	
DIST	
–	

LTR	REVISION RECORD	APVD	DATE
	update remark		2007/12/20

DIMENSIONS IN MM
TOLERANCES UNLESS
OTHER SPECIFIED
0 = ±–
0.0 = ±0.15
0.00 = ±0.10
0.000 = ±
ANGLE: ±1°
SURF TEXTURE: 3.2
REMOVE BURRS. BREAK
SHARP EDGES R0.05 MAX
DO NOT SCALE PRINT

MATL 1	HT TR —	FIN —	
DWN	APVD	top-Link Electronics	Top-Link Electronics Ltd.
CHK	REL		
NAME	POGO PIN PG-2.0-0.5-1.5-4.3		
SCALE 1:1	A4	DWG NO. C-101030	SHEET 1 OF 1 / REV D

101030-1
PART NUMBER

D
C
B
A

4 3 2 1